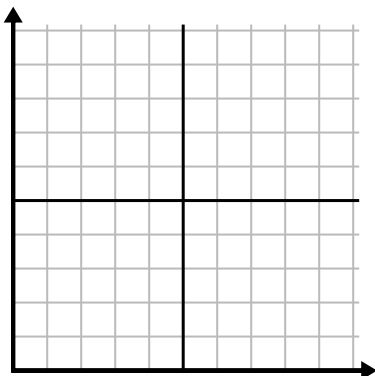




Fill in the grid using the chart.

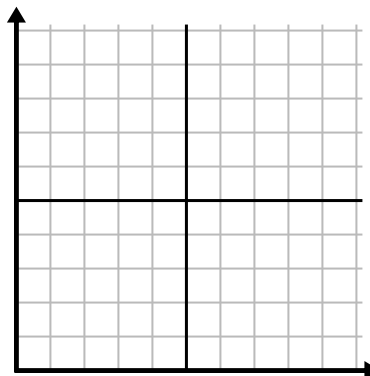
1)

Day	1	2	3	4	5	6	7
Texts Sent	5	30	25	50	35	15	10



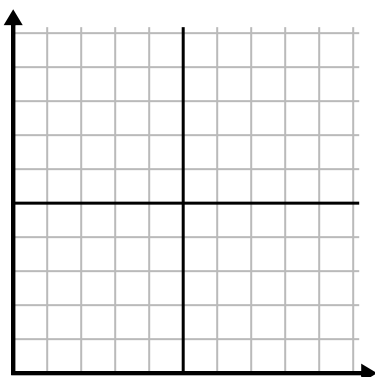
2)

Day	1	2	3	4	5	6	7
Money Spent	1	5	4	6	10	2	3



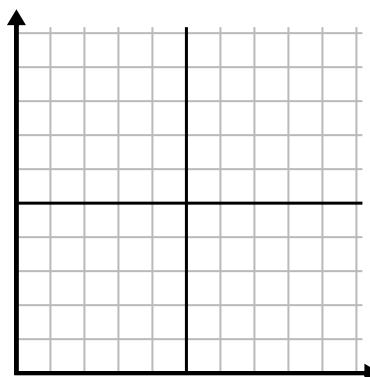
3)

Week	1	2	3	4	5
Water Used (gallons)	20	60	100	90	70



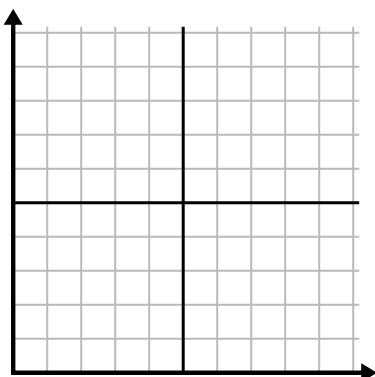
4)

Day	1	2	3	4	5	6
Calories Burned	80	180	40	20	100	200



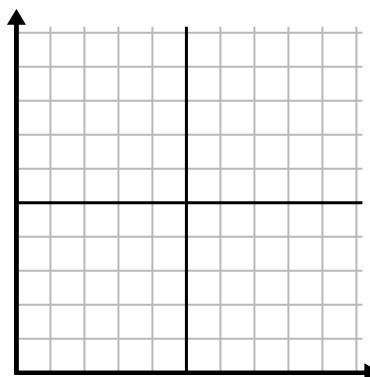
5)

Month	1	2	3	4	5
Electric Bill Price	150	175	125	200	25



6)

Hour	1	2	3	4	5	6
Amount Sold	4	9	7	10	3	6

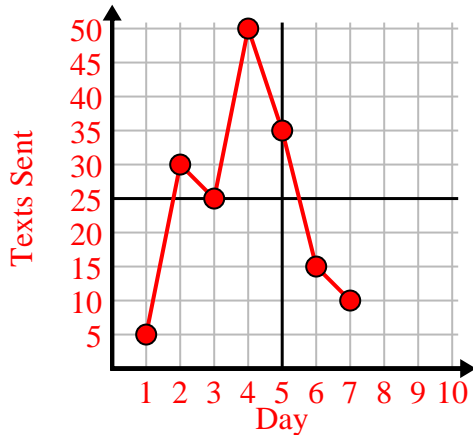




Fill in the grid using the chart.

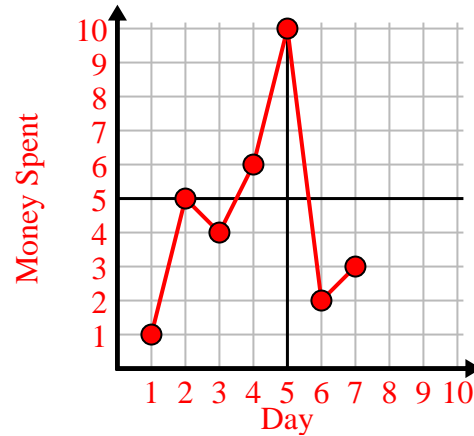
1)

Day	1	2	3	4	5	6	7
Texts Sent	5	30	25	50	35	15	10



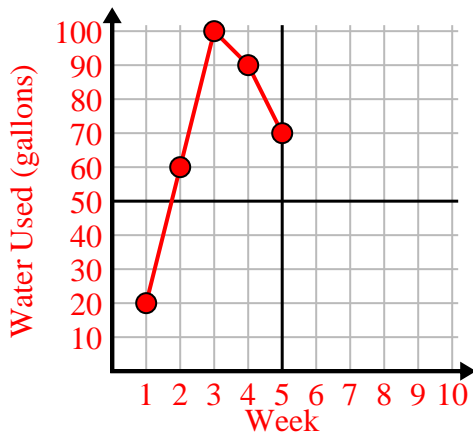
2)

Day	1	2	3	4	5	6	7
Money Spent	1	5	4	6	10	2	3



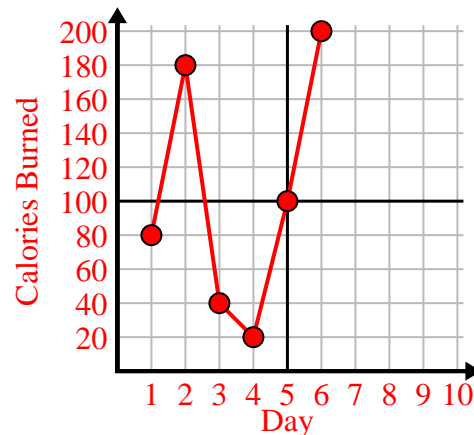
3)

Week	1	2	3	4	5
Water Used (gallons)	20	60	100	90	70



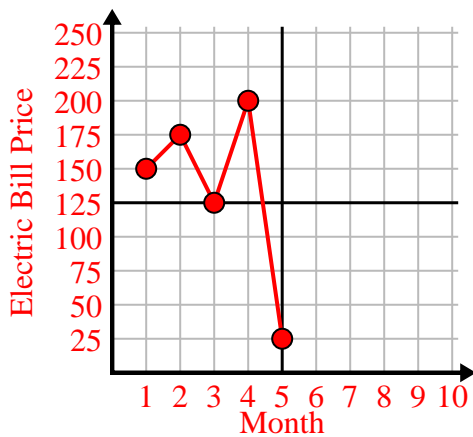
4)

Day	1	2	3	4	5	6
Calories Burned	80	180	40	20	100	200



5)

Month	1	2	3	4	5
Electric Bill Price	150	175	125	200	25



6)

Hour	1	2	3	4	5	6
Amount Sold	4	9	7	10	3	6

